

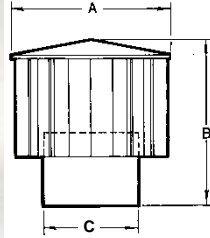
# ACCESSORIES

— FOR SPACE-RAY TUBE HEATERS —



## VENT CAP --- Sidewall or Roof

Unique design prevents back drafts and assists in drawing off and exhausting the products of combustion regardless of wind direction • Heavy-gauge aluminum construction • Riveted at all major stress points for durability and service • Fits type B flue pipe. • Can be used for sidewall venting as well as thru the roof venting



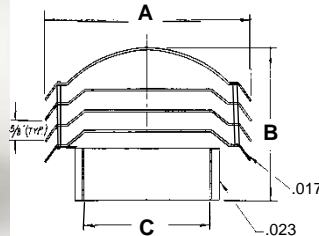
### ORDERING INFORMATION

PART NO.	FITS PIPE	DIMENSIONS			SHIPPING WEIGHT (ea.)
		A	B	C	
30297040	4"	8-1/2"	8-1/4"	4"	1-1/2 lbs.
30297060	6"	10-1/2"	9-1/4"	6"	4 lbs.
30297080	8"	12-1/2"	12-3/4"	8"	6 lbs.



## COMBUSTION AIR CAP

Heavy gauge aluminum construction • Eliminates downward draft • Fits type B or single wall flue pipe • Fresh air (combustion air) duct termination.



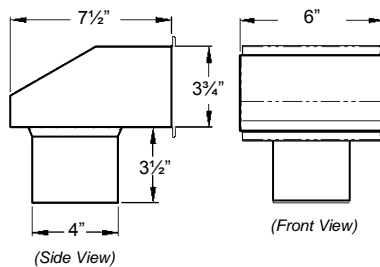
### ORDERING INFORMATION

PART NO.	MODEL	DIMENSIONS			SHIPPING WEIGHT (ea.)
		A	B	C	
41000020	3050	6-3/4"	4-1/4"	4"	1.5 lbs.
41000000	5070	9-1/2"	5"	6"	3 lbs.
41000010	7090	12"	7"	8"	5 lbs.



## EXHAUST HOOD

Used for indirect vented applications • Directs the heat away from the draft inducer • Includes bird screen • Heavy gauge aluminized steel construction.



### ORDERING INFORMATION

MODEL NO.	PART NO.	SHIPPING WEIGHT (ea.)
CB, LTS/U, and ETS/U	42924000	5 lbs.
RSTP15 and RSTP17 *	42406000	7 lbs.

\* Dimensions not shown



### ■ LINE PRESSURE REGULATORS – Up To 2 psig

Durable, corrosion-resistant construction • Equipped with 12A09 Vent Limiting Device  
 • In the event of diaphragm rupture, gas escapement is limited to a non-hazardous level • Must be installed on a horizontal plane.

#### ORDERING INFORMATION

USE	MODEL	PART NO.	PIPE CONNECTIONS	MAXIMUM INLET PRESSURE	OUTLET PRESSURE	SHIPPING WEIGHT (each)
FOR HEATERS UP TO 140,000 BTU/HR	325-3L	03307260	1/2" x 1/2"	2 psig	7" W.C.	2 lbs.
FOR HEATERS 150,000 TO 220,000 BTU/HR	325-5L	03307310	1/2" x 1/2"	2 psig	7" W.C.	2 lbs.
FOR HEATERS 225,000 BTU/HR AND ABOVE	325-5L	03307270	3/4" x 3/4"	2 psig	7" W.C.	2 lbs.



### ■ LINE PRESSURE REGULATORS – Above 2 psig

Heavy-duty construction • High Capacity Internal Relief • Inlet and Outlet Pressure Taps for easy system checks • Must be vented to the outside.

#### ORDERING INFORMATION

PART NO.	MODEL	PIPE CONNECTIONS	MAXIMUM INLET PRESSURE	OUTLET PRESSURE	SHIPPING WEIGHT (each)
03483070	R622-BCF	1/2" x 1/2"	10 psig	11" W.C.	3 lbs.



### ■ FLEXIBLE CONNECTOR

CSA Listed stainless steel gas connector. Included with all Tube Heaters.

#### ORDERING INFORMATION

USE	PART NO.	LENGTH	I.D.	SHIPPING WEIGHT (each)
FOR HEATERS UP TO 225,000 BTU/HR	30302360	36"	1/2"	1 lb.
FOR HEATERS 225,000 BTU/HR AND ABOVE	30302361	36"	3/4"	2 lbs.



### ■ RT SERIES Line Voltage Thermostat

Part #30348970

#### SPECIFICATIONS

- Temperature range 50°F to 90°F with ± 4°F differential
- 22 amp full load
- Capable of controlling up to 7 Space-Ray infrared tube heaters
- UL Listed/CSA Certified

#### FEATURES

Economically priced • Durable, bi-metallic heat sensing element • Simple connections with easy-to-reach wiring terminals • Easy to mount, fits flat on wall with one-inch recess in wiring box.



## HEAVY DUTY Line Voltage Thermostat

Part #03209000

### SPECIFICATIONS

- Temperature range 35°F to 95°F with  $\pm 2^\circ\text{F}$  differential
- 16 amp full load
- Capable of controlling up to 6 Space-Ray infrared tube heaters
- UL Listed/CSA Certified

### FEATURES

Sealed, dust protected SPDT switch • Liquid-filled sensing element, specially treated against corrosion and firmly attached to top of thermostat, provides uniform control at ambient temperatures • Dependable single-pole, double-throw snap acting contacts in steel, dust-tight, NEMA 1 enclosure • Close differential for critical requirements • Adjustable cutout stop.



## GENERAL DUTY /HIGH HUMIDITY ENVIRONMENT Line Voltage Thermostat

Part #30525010

### SPECIFICATIONS

- Temperature range 40°F to 104°F with  $\pm 2.5^\circ\text{F}$  differential
- 16 amp full load
- Capable of controlling up to 6 Space-Ray infrared tube heaters
- UL Listed/CSA Certified

### FEATURES

Recommended for general duty and high humidity environments such as car washes, agricultural buildings, and water treatment plants • Quality constructed thermostat designed for use in harsh environments • Watertight ABS plastic meets NEMA 4x and NEC Article 547-4 requirements • Responsive, durable, 316 stainless steel, side-mounted sensing coil • Adjustable dial allows thermostat to be recalibrated • Single SPDT switch.



## 24 VOLT THERMOSTAT

Part #30562000

### SPECIFICATIONS

- Temperature Range 50°F to 90°F with  $\pm 4^\circ\text{F}$  differential
- Adjustable Heat Anticipator 24 volts 0.1 to 1.0 Amps
- Individual Heater Operation – Requires Relay Kit
- UL Listed/CSA Certified

### FEATURES

Hermetically sealed Reed Switch operated by a magnet attached to coiled bimetal • Snap-action operation makes precise leveling of the thermostat unnecessary • Universal mounting ...vertical and horizontal faceplates included • Use with 24-Volt Thermostat Relay Kit (Part #43274000 for LTU40-75 & CB20-50 or Part #43274010 for LTU80-250, LTS40-250 & ETS/U40-250) to control one Space-Ray infrared tube heater. • PTS/U Series can be externally connected with a single 24V Thermostat and do not require a 24-Volt Thermostat Relay Kit



## ■ SETBACK 3000 THERMOSTAT

Part #43240030

### SPECIFICATIONS

- Digital Programmable **24-Volt** thermostat – N5 or L5 Control
- Capable of controlling up to 5 Space-Ray infrared tube heaters
- Fan center relay shipped separately
- Temperature Range 45°F and 90°F with  $\pm 1^\circ\text{F}$  differential
- 4 different program periods per day w/ 7 day programming
- Temporary Temperature override • Battery Back-up
- Supplied with Heavy Duty Self-contained Locked Cabinet & Enclosure



## ■ SETBACK 5000 THERMOSTAT

Part #43240050

### SPECIFICATIONS

- Digital Programmable **Line Voltage** thermostat – N5 or L5 Control
- Capable of controlling up to 6 Space-Ray infrared tube heaters
- Temperature Range 45°F and 90°F with  $\pm 1^\circ\text{F}$  differential
- 4 different program periods per day with 5/2 day programming
- Temporary Temperature override • Battery Back-up
- Supplied with Heavy Duty Self-contained Locked Cabinet & Enclosure



## ■ TWO STAGE DIGITAL SETBACK THERMOSTAT

Part #30644100

### SPECIFICATIONS

- For modulating two stage heaters- N7 or L7 Control
- 24V Digital Night Setback Thermostat with Large hybrid dot matrix display
- Temperature Range 40°F and 90°F with  $\pm 1^\circ\text{F}$  differential
- 7 day programming & 4 periods per day with Night Setback function
- ENERGY STAR Compliant • Temporary override, Hold & Vacation hold
- Optional smart recovery • Advanced copy function for fast easy programming
- Temperature offset (user calibration) • Programmable length minimum run time
- Multi-stage adjustable temperature differential/cycle rate  $\pm 2.25^\circ\text{F}$  differential
- Dual power capable (system/battery) • Daylight savings button
- Multimode keyboard lockout with user programmable 3 Digit Code




## ■ TWO STAGE ECONOMY THERMOSTAT -

Part #30348100

### SPECIFICATIONS

- For modulating two stage heaters- N7 or L7 Control
- Temperature Range 50°F and 90°F with  $\pm 4^\circ\text{F}$  differential
- 24V Mechanical Thermostat
- Bi-Metallic heat sensing element
- Easy to mount, fits flat with one-inch recess in wiring box
- Non adjustable differential
- Economically priced. To be used when a **mechanical** thermostat is specified



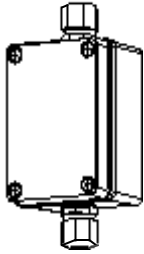
### ■ 24V Thermostat Relay Kit

To control one Space-Ray infrared tube heater with a 24V Thermostat.

#### ORDERING INFORMATION

43274000	for LTU40-75 & CB20-50
43274010	for LTU80-250, LTS40-250 & ETS/U40-250

PTS/U Series can be externally connected with a single 24V Thermostat and do not require a 24V thermostat Relay Kit



### ■ Two Stage Thermostat Relay Kit

Part# 44195000

Required when controlling multiple Two Stage heaters (N7 / L7 Controls) with a single 24V Two Stage Thermostat. One relay kit per heater required. Supplied with ABS Enclosure and mounted externally.



### ■ Thermostat Enclosure

Part# 43244010

- Heavy Duty metal thermostat enclosure - tamperproof
- Hinged access door with locking cover
- Can be used with any thermostat
- Prevents direct radiant energy affecting the thermostat sensor.
- Enclosure dimensions 9 ½" X 5 ½" 4"



### ■ CHAIN KITS

#### ORDERING INFORMATION

41690250	Chain Kit – 25 ft. chain with 12 S-hooks
41690350	Chain Kit – 35 ft. chain with 12 S-hooks (50' straight heaters)
41690500	Chain Kit – 50 ft. chain with 12 S-hooks (80' straight heaters)
41690120	Chain Kit – for CB Series, 12 ft. chain with 8 S-hooks



### ■ MANUAL CUTOFF VALVES

#### ORDERING INFORMATION

30285000	CSA listed ball valve, ½" NPT
30285020	CSA listed ball valve, ¾" NPT, for heaters 225,000 Btu/hr and above

#### SPACE-RAY

P.O. Box 36485 • Charlotte, NC 28236  
 Phone (704) 372-3485 • Fax (704) 332-5843 • Toll Free (800) 438-4936  
 www.spaceray.com • info@spaceray.com