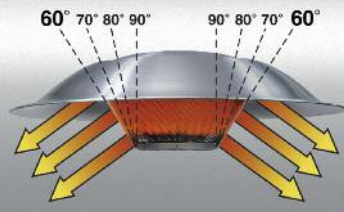


High Efficiency Radiant Gas Brooders

SRB40CR




60° EMITTER ANGLE OPTIMIZES HEAT PATTERN



Space-Ray's Unique 60° Emitter Angle is specifically designed to aim the radiant heat directly at the birds where it's needed most

ENCLOSED EMITTER ASSEMBLY



Enclosed insulation will not crumble or distort. Designed to withstand the tough operating conditions found in poultry houses. The unit features a 3-year limited warranty.

Our Angle Is On Performance & Quality

- 40,000 BTU/HR Model SRB40 Provides Fuel Efficient, Radiant Gas Heat For A Variety Of Poultry Applications.
- 3-Year Limited Warranty On Complete Emitter Assembly
- 4 Control Options To Fit Your Individual Need
- Factory Pre-Assembled Components For Quick Installation
- Built With Heavy Duty Corrosion Resistant Materials To Resist Corrosion From Humidity And Ammonia.
- DSI Models Have An Integral Dual Fuel Regulator To Easily Convert Between Gas Types With Just An Orifice Change
- Stainless Steel, Easy To Clean Burner

The Original Radiant Gas Brooder

Space-Ray designed the original radiant gas brooder for use in Europe 50 years ago. Our emphasis was then, as it is today, on quality and fuel efficient performance. Performance you can rely on. When it comes to product reliability and fuel efficient operation, Space-Ray Radiant Gas Brooders have withstood the test of time.

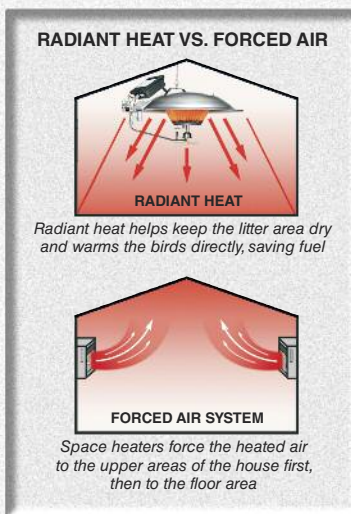
Unique 60° Emitter Angle Puts More Radiant Heat Into Primary Brood Area

No other radiant gas brooder can provide more radiant heat to the floor of your poultry house than Space-Ray. Our specially designed 60° emitter angle, combined with our deep dish aluminum canopy, produces an optimum heat pattern in the primary brood area. This large radiant heat pattern means that fewer brooders are required in each house resulting in fuel savings.

Powerful And Fuel Efficient Radiant Heat

Space-Ray Radiant Gas Brooders operate

using the same principle as the sun. Before heating the air, radiant warmth is delivered directly to the birds and litter area where it's needed most. This radiant warmth helps to dry out the litter area and keep ammonia levels lower. It also creates a thermal reservoir which stores the heat and maintains a warmer litter area. This radiant heat transfer method results in fuel savings which will continue year after year.



Fully Insulated, Enclosed Emitter Assembly For Durability & Efficiency

Space-Ray's stainless steel emitter assembly is fully insulated and enclosed so the insulation will not crumble or distort in the tough operating conditions normally found in poultry houses. This exclusive design not only provides durability but also prevents heat loss back through the emitter that can occur over time. This results in higher radiant output and continued energy efficiency that translates into annual fuel savings.



SRB40CR Saves Fuel And Reduces Maintenance



Maintenance Friendly
The main burner orifice is quickly accessed by sliding back the quick release bracket shown above.



Pilot Models
Easily removable shields for quick access to the pilot orifice.

DUAL FUEL GAS VALVE
Direct spark ignition models come standard with a dual fuel regulator (blue cap) to easily convert between gas types by just flipping the regulator and changing the orifice.

DSI Model Can Save Up To 5.8 Gallons Of Propane Per Day

The Space-Ray DSI brooder saves fuel that would normally be used for the pilot. Fuel that's currently used 24 hours a day, even when there is no call for heat. In fact, a broiler house with 14 brooders can use over 5.8 gallons of fuel each 24 hour period for just the pilot.



Patented WindBuster™ Pilot*

The WindBuster Pilot System not only enhances flame stability but provides dependable ignition for virtual trouble-free operation, even with wind speeds up to 7 mph (11.2 km).

SRB40CR RADIANT BROODER SPECIFICATIONS

INPUT RATING (LP OR NAT)		40,000 BTU/HR	11.72 kW
GAS SUPPLY PRESSURE	LP	12-14 IN. W.C.	30-35 mbar
	NATURAL	6-14 IN. W.C.	15-35 mbar
MOUNTING HEIGHT		60-72 IN.	1520-1830mm
BROODER SPACING		25-40 FT.	7.6-12.2 m
BROODER SIZE	CANOPY DIAMETER	35 IN.	890 mm
	BROODER HEIGHT	18 IN.	460 mm
SHIPPING WEIGHT	PILOT MODELS	20 lbs.	9.1 kg
	DSI MODELS	22 lbs.	10 kg
VENTILATION REQUIRED	PER BROODER	200 CFM	340 cum/hr
GAS CONSUMPTION	LP	.43 GPH	1.63 l/hr
	NATURAL	.40 THERM	42.2 MJ/hr
MINIMUM CLEARANCE TO COMBUSTIBLES	SIDE	36 IN.	915 mm
	TOP	18 IN.	460 mm
	BELOW	48 IN.	1220 mm

Zone Control Panel (Accessory) For use with No. 2 and No. 5 control type brooders. Provides 24 volt power supply for operation of up to 4 zones and 40 brooders. Includes 24 volt transformer and battery connections for emergency DC operation as an option. Operational monitoring lights are standard.

SRB40CR CONTROL OPTIONS

CONTROL NO. 2

For single or multi-zone installations using central or multiple thermostats. This 24 volt AC zone type control can also operate using a 12 volt DC inverter as a backup. The gas valve includes a built-in regulator. A 24 volt power supply is required. Zone control panel (Part No. 43619050) and/or 24 volt thermostat, computer or environmental controller is required. 100% gas safety shut-off valve.

CONTROL NO. 3

A modulating type HI/LO control with integral thermostat. No electrical supply is needed. Upon call for heat, valve will open from pilot to low fire (32,000 BTU/Hr.) and modulate between low and high fire as necessary to maintain desired temperature setting. When thermostat has been satisfied, valve will modulate down to low fire and then drop to pilot. 100% gas safety shut-off valve. Available only for use with propane gas.

CONTROL NO. 5 (DSI)

A 3-try direct spark ignition control for single or multi-zone installations. Gas valve includes a built-in dual fuel regulator. A 24 volt power supply is required. Zone control panel (Part No. 43619050) and/or 24 volt thermostat, computer or environmental controller is required. For individual control, a unique thermostat (Part No. 43317050) is available.

CONTROL NO. 9

An individual, non-electric, fully automatic On/Off control with integral thermostat which operates on millivolts generated by the pilot – no electrical supply needed. Integral thermostat features a wide temperature range for easy adjustment. 100% gas safety shut-off valve.

FOR YOUR SAFETY

OPERATE SPACE-RAY HEATERS WITH PROPER CARE AND OBSERVE ALL SAFETY PRECAUTIONS. Installation and service must be performed by a licensed contractor. The installation must conform to local codes. Please thoroughly read and follow the installation and operating instructions provided with each heater. In the absence of local codes, the installation must conform with the National Fuel Gas Code ANSI Z223.1 (latest edition also known as NFPA 54) or CGA B 149 installation codes (latest edition). These codes are available from the National Fire Protection Assn, Inc., Batterymarch Park, Quincy, MA02269 (www.nfpa.org) or contact CSA at 1-800-463-6727.

SPACE-RAY®
A Division of Gas-Fired Products, Inc.
305 Doggett St. PO Box 36485, Charlotte, NC 28236
Toll Free 1-800-849-7311 (704)372-3488 FAX (704)332-5843
Email: info@spaceray.com Web: www.spaceray.com
Plants in Charlotte, NC, and Ipswich, England

DISTRIBUTED BY _____

